

الهيئة العامة للإحصاء  
General Authority for Statistics



# Response and Non-response methodology CATI mode

**Dr Mohammed Alshahrani**  
Chief Methodologist

stats.gov.sa - 2021

# The components are:




## The components are:



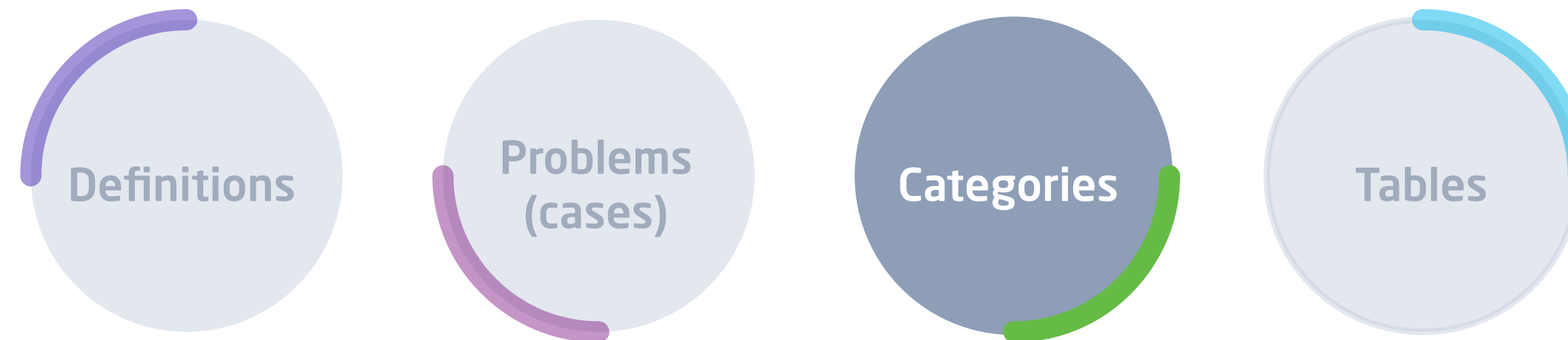
- The statistical telephone researcher contacts the respondent and treats each call independently from the other so that each call has a specific status.
- To calculate the response rate, the strongest weighting methodology will be used between the attempts chain and the methodology department is responsible for calculating the response rate according to the methodology.

## The components are:




- An important parameter for each survey is the response rate. It reflects how many persons initially invited to participate finally took part in a survey interview.
- Of course, a high response rate does not necessarily result in a survey with a low nonresponse bias. Conversely, a low response rate does not necessarily indicate a high nonresponse bias. Indeed, the crucial issue is whether nonresponse is systematic or unsystematic about the researcher's characteristics. If nonresponse is unsystematic, even a survey with a low response rate might not be biased. If nonresponse is systematic, even a survey with a high response rate might be.
- In any case, every survey should report its response rate since it provides first and easily assessable information about the data collection process. The reported response rate and its calculation should be understandable and transparent.

# The components are:



- Eligible, interview.
- Eligible, Non-interview.
- Unknown eligibility, Non-interview.
- Non-eligible.
- Not final code.
- Special case.

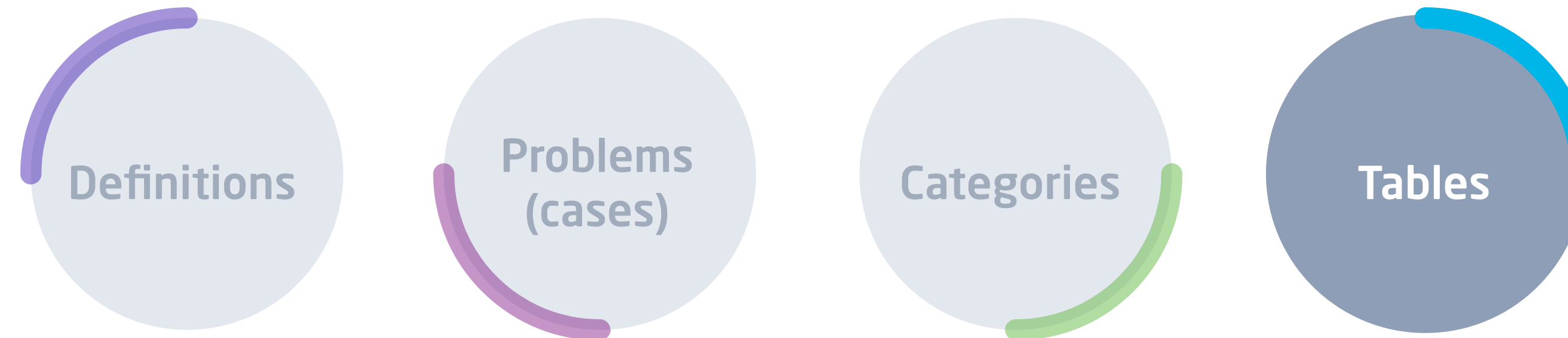
## The components are:



### Unqualified person:

- Non-resident.
- One with mental problem.
- Someone who does not belong to the enumeration area (Must be asked if he or she know the phone number of the targeted one).
- Not the owner of the number (Must be asked if he or she know the phone number of the targeted one).
- Person less than age 15 (Must be asked if he can give an adult phone number - father or mother or brother that belong to the same family).

## The components are:



- Table4.1 of Response and non response Categories.  
To calculate the response rate, the strongest weighting methodology will be used between the attempts chain and the methodology department is responsible for calculating the response rate according to three tables which are:
  - Table4.2.1 of call status among many attempts.
  - Table4.2.2 of using the methodology of weighting.
  - Table4.2.3 of Nonresponse calculation.

# Table 4.1 of Response and non response Categories:

category	Response Status	الحالة
Eligible, Interview (Category 1)	Complete	(استوفيت كلياً)
	Partial Complete A, Not complete at Item level	(استوفيت جزئياً أ)
	Partial Complete B, Not complete at Individuals level	استوفيت جزئياً ب - يوجد أفراد لم يتم اضافتهم
Eligible, Non-interview (Category 2)	Refusal	الفرد رفض الاستجابة
	Break off	الفرد قطع الاتصال
	Non-contact	لا يوجد اتصال
	Respondent not available	الفرد غير متاح
	Answering machine household-with and without message left	بريد صوتي مع أو بدون ترك رسالة
	Physically or mentally unable/incompetent	غير قادر جسدياً أو عقلياً/عاجز
	Language problem	الفرد لا يتحدث لغة الباحث
	Number busy	الهاتف مشغول
Unknown eligibility, non-interview (Category 3)	Dial tone unknown	نغمة الهاتف غير محددة وغير معروفة
	Non-working number	رقم الهاتف غير صحيح
	Temporarily out of service	رقم الهاتف مفصول (مقطوع)
	Disconnected number	الهاتف مغلق
	No eligible respondent	لا يوجد فرد مؤهل للرد
Not eligible (Category 4)	Out of sample - other strata than originally coded ( HH not belong to EA)	الأسرة لا تنتمي لمنطقة العد
	Number changed (not belong to the target family)	رقم الهاتف اختلف (رقم الهاتف لا يخص الأسرة)
	Non-residence	غير مقيم
	Institution	مؤسسة؟ / تغيير صفة الإشغال
Not Final Code (Category 5)	Individual ask to be recalled later	الفرد يطلب الاتصال مرة أخرى في وقت آخر
	Individual ask to complete the questionnaires later	الفرد يطلب اكمال باقي الأسئلة في وقت آخر
Special Case	Special Case for specific survey	حالة خاصة للمسح معين



## Table 4.2.1 of call status among many attempts:

	Attempt1	Attempt2	Attempt3	Attempt4	Attempt5	Final Code
Household 1	No - contact	No – contact	Busy	Partial complete A	No-contact	Partial complete A
Household 2						
Household 3						
....						

## Table 4.2.2 of using the methodology of weighting:

Example	Attempt	Result	AAPOR Category
1	1	Dial Tone	3
	2	Answering machine household-with and without message left	2
	3-10	Dial Tone	3
2	1	Answering machine household-with and without message left	2
	2-5	Dial Tone unknown	3
	6	Not Available	2
	7-10	Always busy	3



## Table 4.2.3 of Nonresponse calculation:

<b>Parameters</b>
I=Complete Interviews
P=Partial Interviews A&B
R=Refusal and break off
NC= <u>Non Contact</u>
O=Other
Calculating e: e is the estimated proportion of cases of unknown eligibility that are eligible. Enter a different value or accept the estimate in this line as a default. This estimate is based on the proportion of eligible units among all units in the sample for which a definitive determination of status was obtained (a conservative estimate). This will be used if you do not enter a different estimate. For guidance about how to compute other estimates of e, see AAPOR's 2009 <i>Eligibility Estimates</i> .
UH=Unknown Household (3.1)
UO=Unknown other (3.2-3.9)
<b>Response Rate 1</b>
$I / ((I+P) + (R+NC+O) + (UH+UO))$
<b>Response Rate 2</b>
$(I+P) / ((I+P) + (R+NC+O) + (UH+UO))$
<b>Response Rate 3</b>
$I / ((I+P) + (R+NC+O) + e(UH+UO))$
<b>Response Rate 4</b>
$(I+P) / ((I+P) + (R+NC+O) + e(UH+UO))$
<b>Cooperation Rate 1</b>
$I / (I+P+R+O)$



Thank you

---

stats.gov.sa